




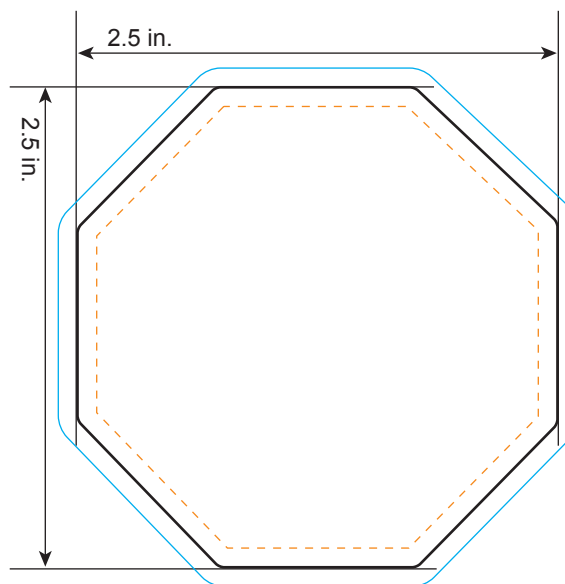
#949

Stop Sign

All dimensions are actual size.

-  **Bleed Line**
All background artwork should extend to this line (0.1" outside the Die Line)
-  **Die Line**
Actual Magnet Shape
-  **Imprint Area**
All important text/logos/info need to stay inside this line (0.1" inside of the Die Line)

STOCK ART



COMMENTS:

All raster-based artwork (JPEG, TIFF, EPS, PSD, etc.) should be at least 300 dpi. When sending vector artwork (Adobe Illustrator preferred when possible) please convert all type to paths or outlines or include the printer and screen font files.

FACTS:

Signs have standard shapes and sizes to trigger instant recognition and reaction. For example, stop signs have an octagonal shape of a particular size that no other sign is permitted to have. There are similar specifications for the shapes and sizes of many other traffic control devices for both permanent and temporary conditions.